

# Required Annual Institutional Review Components

- 1. Results of Most Recent Institutional Self-Study Visit**
- 2. Results of ACGME Resident & Faculty Surveys**
- 3. Notification of each ACGME accredited program's accreditation statuses and self-study visits**

2015-2016



Marshall Graduate Medical Education

---

# Annual Institutional Review

Presented by:

**Paulette S. Wehner, MD**

**DIO, Vice Dean, Graduate Medical  
Education**

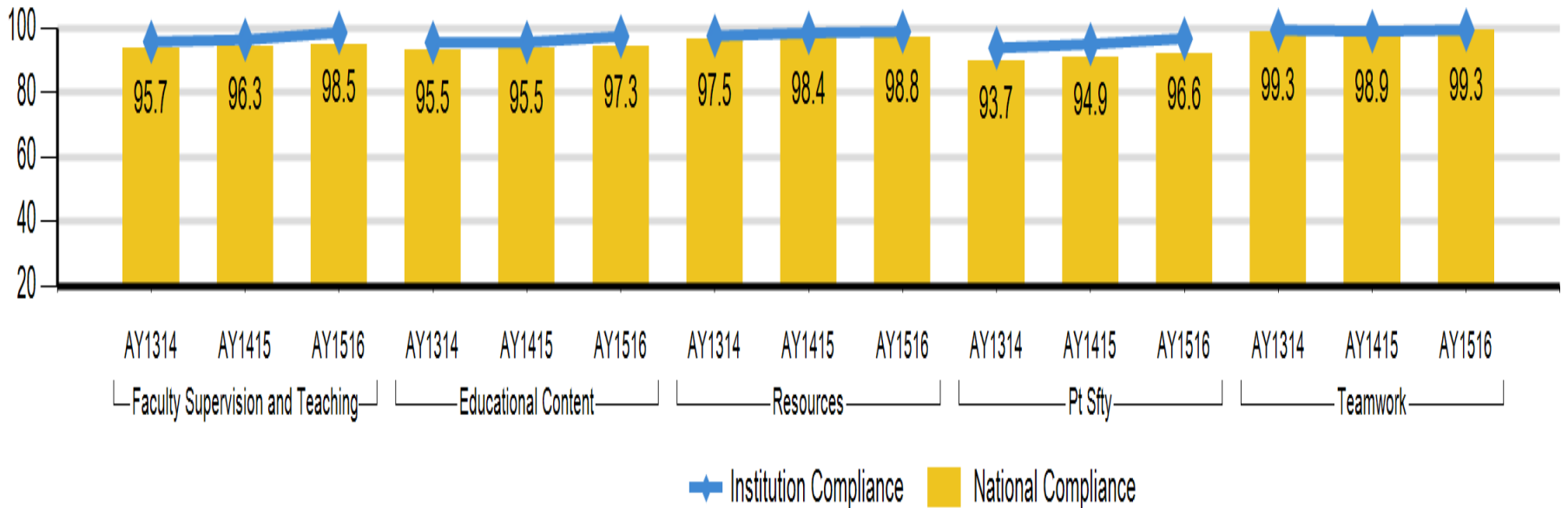
# Results of Most Recent Institutional Self-Study Visit

- **No visit scheduled**
- **Will have one year after ACGME notification to complete study**

# Results of ACGME Faculty Surveys

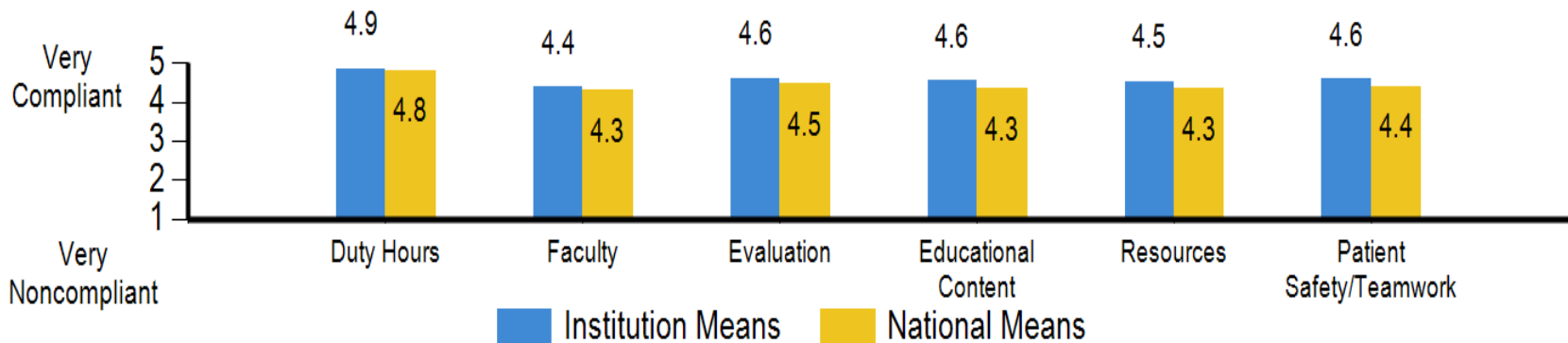
Aggregated Program Data Programs Surveyed 13

Faculty Responded  
 Response Rate  
 100 / 119 84%

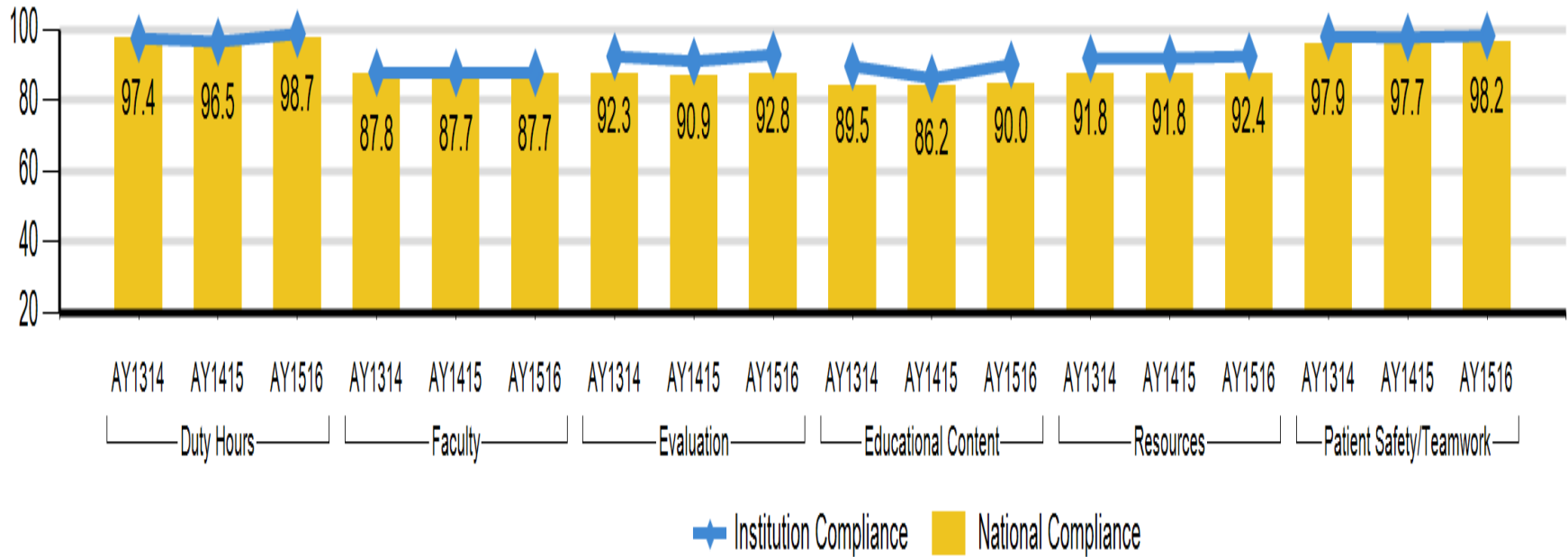


# Results of ACGME Resident Surveys

Residents/Fellows Ranked MUSOM  
Above the National Mean  
in EVERY Category!



# Results of ACGME Resident Surveys

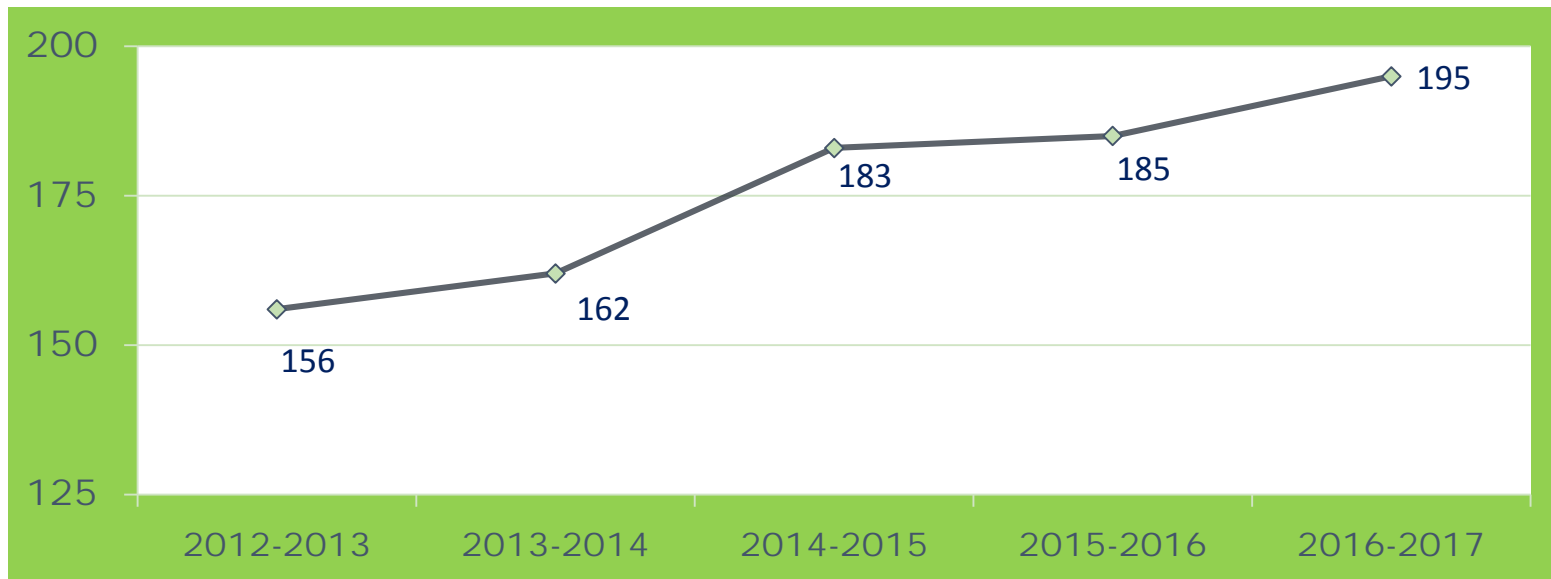


# Notification of each ACGME accredited program's accreditation statuses and self-study visits

- **All programs have Continued Accreditation**
- **Surgery Site Visit**
- **Hematology/Oncology Accredited**
- **Sports Medicine Fellowship Approved**

# We Are Growing!

**Residency and Fellowship Programs  
Number of Trainees  
(As of July 1 each year)**



**+2 Hem/Onc  
+2 Dental**

**+1 Sports Medicine  
+ 4 Psychiatry**

**+ 1 Nephrology**

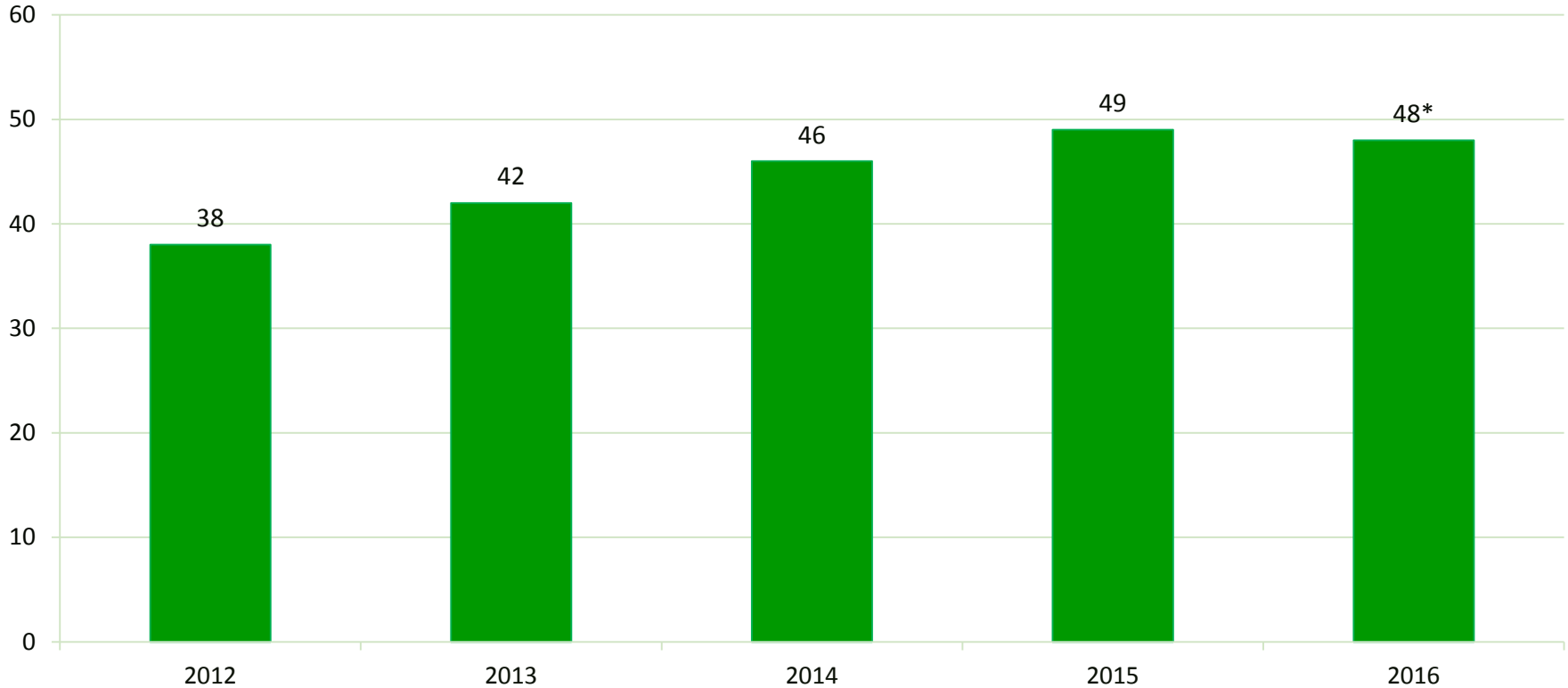


# 2016

## 48 Trainees Completed Their Program

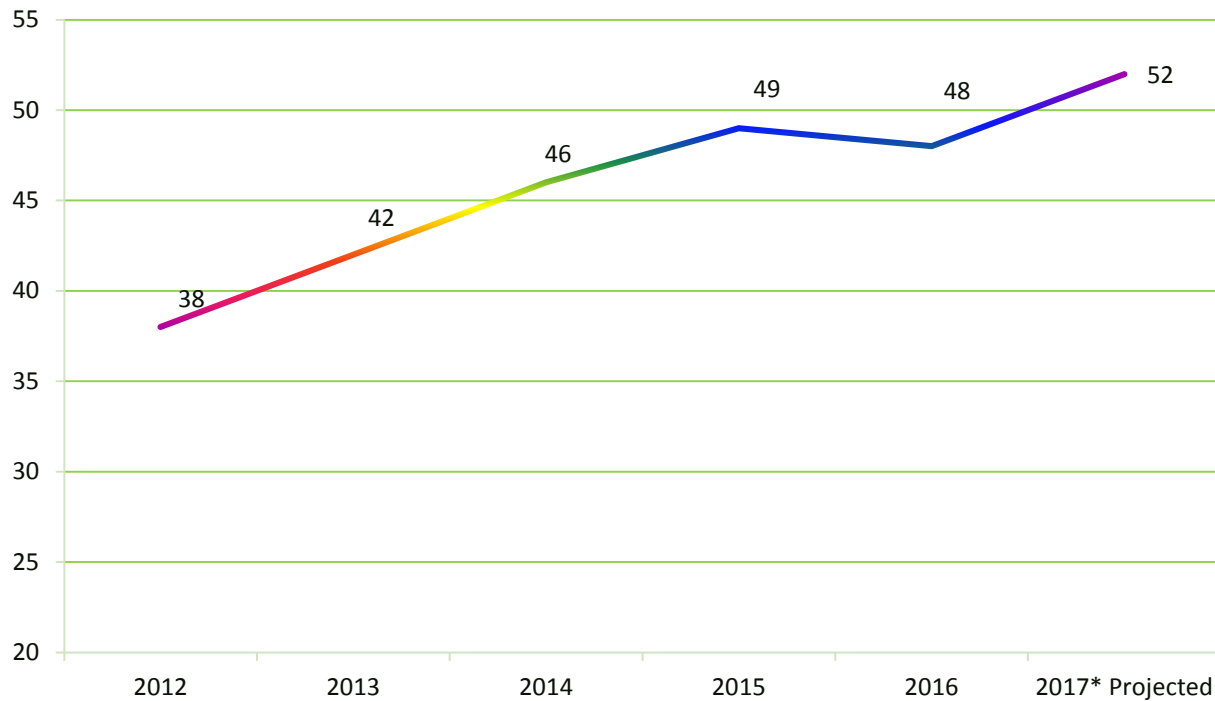
<b>RESIDENCIES</b>	
FAMILY MEDICINE	8
INTERNAL MEDICINE	13
MED/PEDS	2
OBSTETRICS/GYNECOLOGY	3
ORTHOPAEDICS	3
PEDIATRICS	5
SURGERY	4
<b>FELLOWSHIPS</b>	
CARDIOLOGY	4
ENDOCRINOLOGY	2
INTERVENTIONAL CARDIOLOGY	2
MEDICAL ONCOLOGY	0*
PULMONARY	2
<b>TOTAL</b>	<b>48</b>
<b>*ONCOLOGY FELLOWS OPTED TO CONTINUE TO COMPLETE HEM/ONC FELLOWSHIP</b>	

# Marshall University School of Medicine Totals of Resident/Fellow Graduates 2012-2016



\*Decrease due to 2 Medical Oncology Fellows opting for an extra year to complete the new combined Hematology/Oncology program

# Growth of Trainees Completing Their Program

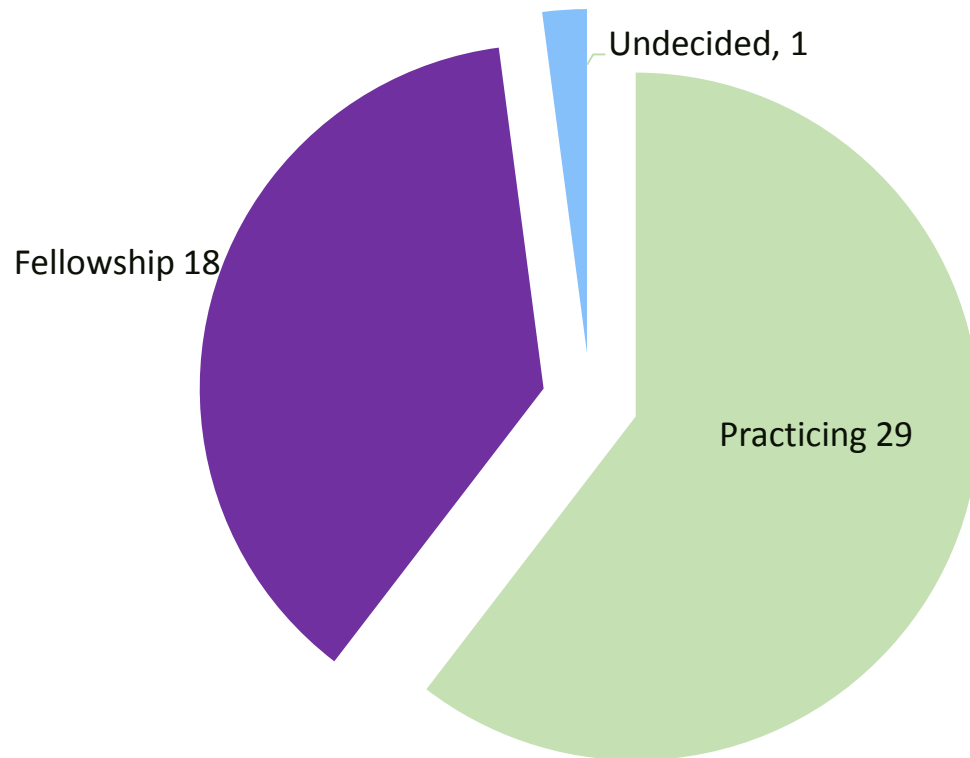


Projected Numbers include:  
Hem/Onc- 3  
Sports Medicine -1

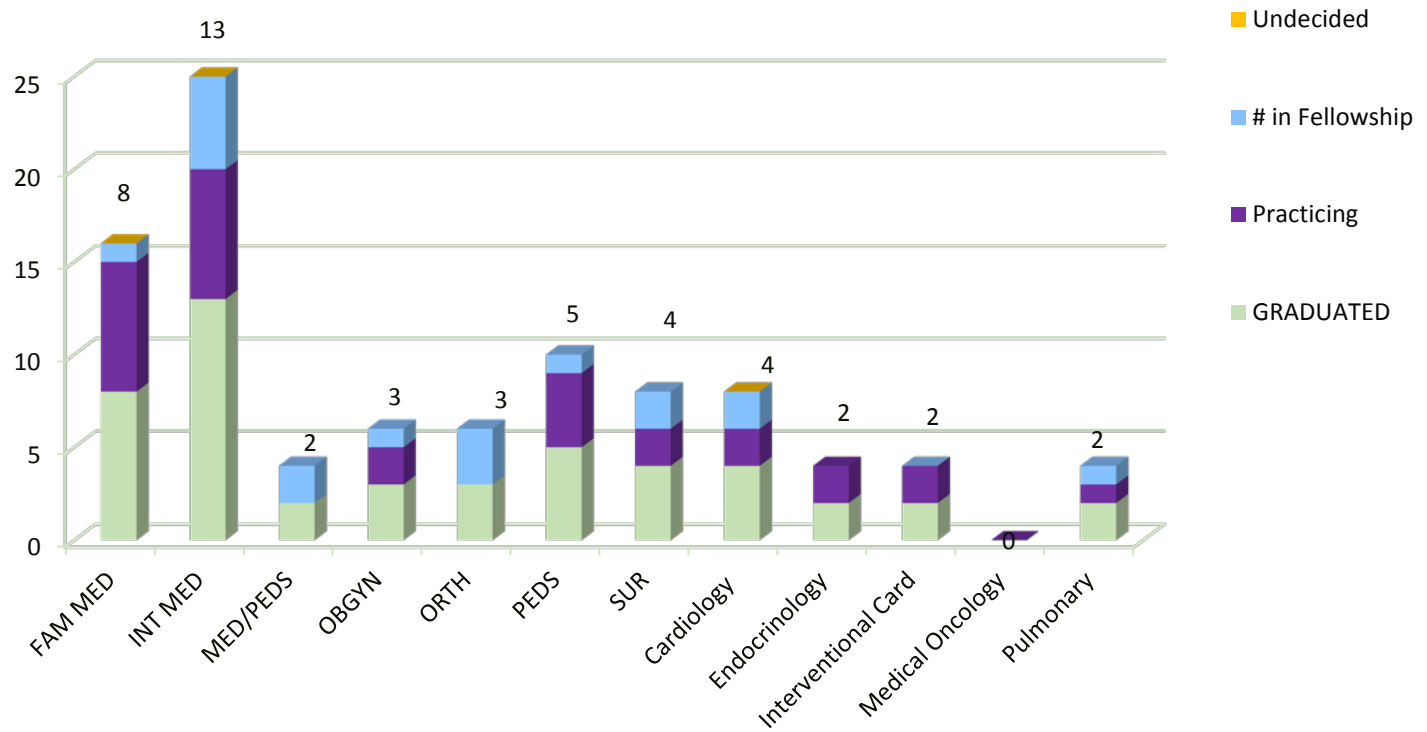
# Specialty Board Passage Rate

Core Programs	2012	2013	2014	2015	2016
Family Practice	100%	100%	88%	86%	Not available until May
Internal Medicine *	82%	90%	67%	73%	92%
Medicine/Pediatrics					
MED	n/a	100%	100%	100%	100%
PEDS	No takers	No takers	100%	100%	n/a
OB/GYN	67%	100%	100%	100%	67%
Orthopaedics Surgery	100%	100%	67%	100%	100%
Pediatrics	100%	100%	80%	100%	100%
Surgery** QE	100%	100%	33%	50%	67
CE	0%	50%	0	0%	75%
Fellowship Programs					
Cardiology	67%	100%	100%	100%	100%
Endocrinology	100%	n/a	50%	100%	100%
Pulmonary	100%	100%	0%	100%	100%
Oncology	n/a	n/a	100%	100%	100%
Interventional Cardiology	n/a	100%	100%	100%	100%

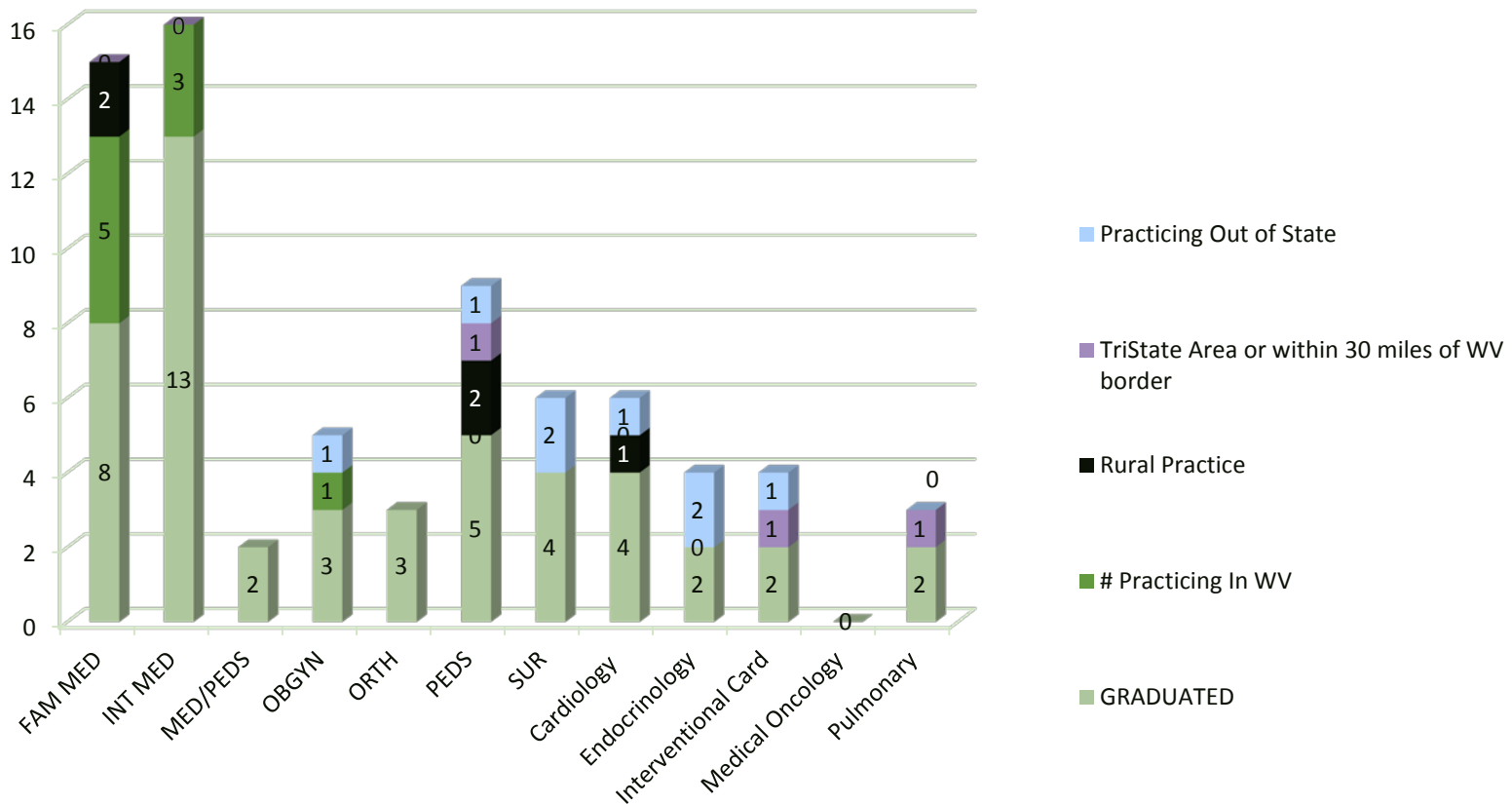
# Practice Plans of 2016 Graduates



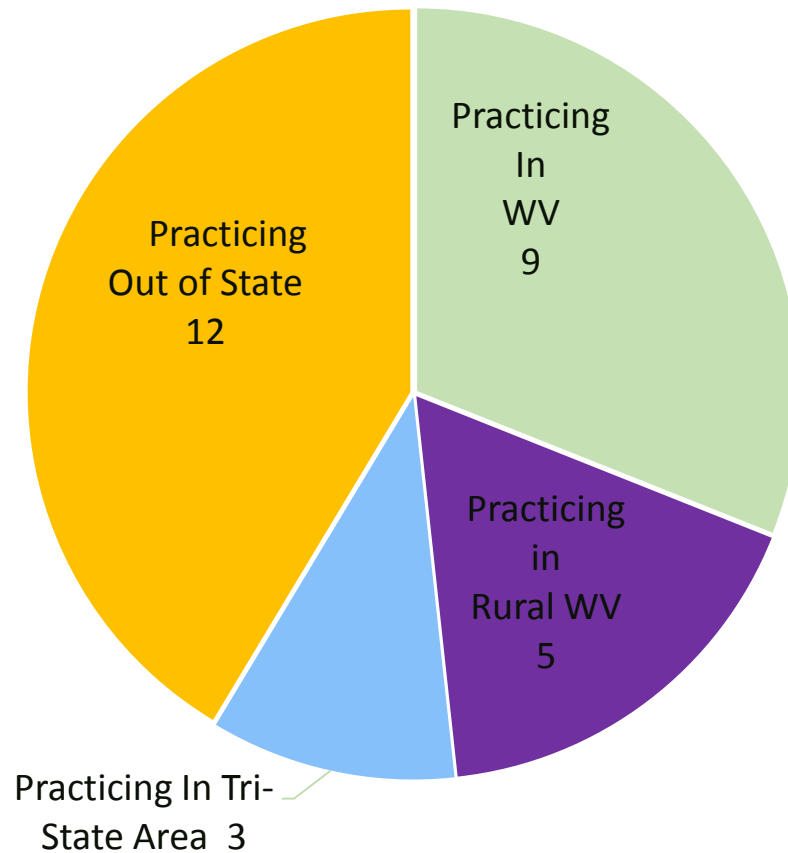
# Program Specific Plans of 2016 Graduates



# Program Specific Practice Locations of 2016 Graduates



# Overall Practice Locations of 2016 Graduates





# Goals for This Year

- **Apply for Neurology/Critical Care/ and Ophthalmology/Child Psychiatry/Emergency Medicine**
- **Expand New Innovations to Use for Billing/Annual Program Evaluation (APE)**
- **Host a Resident/Fellow Career Fair**
- **Develop New Resident Orientation Modules**
- **Increase Quality & Safety Summit Participation/Quality of Posters**
- **Prepare for Self Study & Future CLER Visits**